



IDV26

DIRECT VENT GAS FIREPLACE INSERT



THE ULTIMATE IN DESIGN, ENGINEERING & QUALITY

Model IDV26N Direct Vent Insert – Natural Gas, LOGF27 Log Set, I26CV3BL Clean View – Black, IDV26RL Brick Liner.



IDV26

DIRECT VENT GAS FIREPLACE INSERT



THE ULTIMATE IN DESIGN, ENGINEERING & QUALITY

Model IDV26N Vent Insert – Natural Gas, I26CVPF1BL Clean View
Picture Frame – Black, LOGF27 Log Set, IDV26RL Refractory Brick Liner.

Model	IDV26N / IDV26NE	IDV26LP / IDV26LPE
Fuel	Natural	Propane
Input Max.	30,000 BTU	30,000 BTU
Input Min.	21,000 BTU	25,000 BTU
FE (P.4.1-15)	58.82% / 60.27%	58.82% / 60.27%

Convert your wood burning fireplace to gas, for a new standard of warmth, beauty, safety and convenience.

STANDARD FEATURES

- Dual Burner with glowing embers
- Hi/low Millivolt or IPI valve system, will operate during power failures
- Matchless Piezo Ignition
- Decorative Ash Bed
- Ceramic Glass (Heat Radiating)
- On/Off Rocker switch
- Heat activated blower with variable speed control
- Safety Screen Barrier



Safety Screen Barrier

OPTIONAL FEATURES

Log Set

Fibre Split Oak

Glass Tray with Bronze Glass

Clean View Kit

Black

Surrounds for Clean View

Black

Surround Picture Frame for Clean View

Black

Liners

Porcelain Reflective Liner
or Traditional Brick

Wall Mount Thermostat

Standard On/Off
or Programmable

Remote Control

On/Off, Thermostat
On/Off, Thermostat
On/Off modulating



CLEAN VIEW AND SURROUND SIZES (IN.)

IDV26	Width	Height	Depth
I26CV1	35 ⁵ / ₈ "	22 ³ / ₄ "	1 ³ / ₄ "
I26CV2	44 ⁵ / ₈ "	26 ⁵ / ₈ "	1 ³ / ₄ "
I26CVPF1	35 ⁵ / ₈ "	25 ⁷ / ₈ "	1 ³ / ₄ "
I26CVPF2	44 ⁷ / ₈ "	33 ¹ / ₂ "	1 ³ / ₄ "
I26S1	42"	27 ¹ / ₂ "	
I26SU	47 ¹ / ₂ "	35 ⁵ / ₈ " / 28 ⁵ / ₈ "*	
I26SU	39 ³ / ₈ "	29 ³ / ₄ "	
I26CV3	35 ⁵ / ₈ "	22 ³ / ₄ "	3 ¹ / ₂ "

*Dimension as a three sided surround

MINIMUM FIREPLACE OPENING (IN.)

IDV26	Width	Height	Depth
IDV26	33" / 28"*	19 ¹ / ₂ "	14 ¹ / ₄ "

*Components In (CV1) 33", Components Out (CV2) 28"

MINIMUM UNIT COVERAGE – CLEAN VIEW

IDV26	Width	Height
I26CV1*	34 ¹ / ₂ "	22"
I26CV2*	41 ¹ / ₂ "	25 ¹ / ₂ "
I26CV3*	34"	22"
I26CVPF1*	34 ¹ / ₂ "	25"
I26CVPF2*	41 ¹ / ₂ "	32 ³ / ₈ "
I26CV1DS*	34 ¹ / ₂ "	22"

*Back Frame Dimension of Clean View Kit



1.




2.




3.



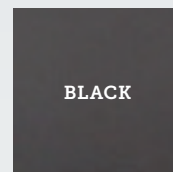
4.



IDV26RL Traditional
Brick Liner



LOGF27 Fibre Split
Oak Logo Set



BLACK

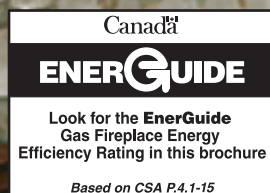
1. IDV26N Direct Vent Insert – Natural Gas, LOGF27 Log Set, I26CVPF2BL Clean View Picture Frame – Black, IDV26RL Refractory Brick Liner.
2. IDV26N Direct Vent Insert – Natural Gas, I26CV2BL Clean View Kit – Black, LOGF27 Log Set, IDV26RL Refractory Brick Liner.
3. IDV26N Direct Vent Insert – Natural Gas, I26CVPF1BL Clean View Picture Frame – Black, LOGF27 Log Set, IDV26PRL Porcelain Reflective Liner.
4. IDV26N Direct Vent Insert – Natural Gas, I26CV1BL Clean View Kit – Black, I26S1BL Surround – Black, LOGF27 Log Set, IDV26RL Refractory Brick Liner.



2340 Logan Avenue
Winnipeg, Manitoba, Canada R2R 2V3
Phone: (204) 632-1962 Fax: (204) 632-1960
www.kingsmanfireplaces.com

IDV26

DIRECT VENT GAS FIREPLACE INSERT



Model IDV26N Direct Vent Insert – Natural Gas, RSP10 Glass Tray Support with Bronze Glass, IDV26PRL Porcelain Reflective Liner, I26CV1BL Clean View – Black, I26S1BL Surround – Black.



*Components may have to be ordered separately to create a complete unit. Discuss with your local Kingsman dealer for clarification.
Kingsman Fireplaces maintains a program of continuous testing, refinement and improvements of all its products. Some aspect of units shown here may be changed at any time without notice or obligation.
Certification: Certified for Canada/USA as a Vented Gas Fireplace Heater ANSI Z21.88-2014, CSA 2.33-2014, CGA 2.17-M91 (R2009).



CRAFTED ENTIRELY IN CANADA, EACH KINGSMAN FIREPLACE IS BUILT TO THE HIGHEST STANDARDS AND MADE TO LAST.

Printed in Canada
09/18 – B076



FOR CALIFORNIA RESIDENTS ONLY:

WARNING! This product can expose you to chemicals including Carbon Monoxide, that is an externally vented by-product of fuel consumption, which is [are] known to the State of California to cause birth defects or other reproductive harm. For more information, visit www.P65Warnings.ca.gov.