



ZCV34/39/42

ZERO CLEARANCE **DIRECT VENT** GAS FIREPLACE



THE ULTIMATE IN DESIGN, ENGINEERING & QUALITY

ZCV39NH Zero Clearance Direct Vent Gas Fireplace Natural Gas, LOGF3 Split Oak Log Set, ZCV39RLT Refractory Brick Liner – Traditional and ZCV39S1BL Surround – Hearth Mount.



ZCV34/39/42

ZERO CLEARANCE **DIRECT VENT** GAS FIREPLACE

The ultimate in Zero Clearance Direct Vent Fireplaces for new home construction or renovation, and your best choice for installation anywhere throughout your home.

MODEL	ZCV34N ZCV34NE(2)	ZCV34LP ZCV34LPE(2)	ZCV34NH ZCV34NHE(2)	ZCV34LPH ZCV34LPHE(2)
Fuel	Natural	Propane	Natural	Propane
Gas Control	Millivolt / IPI	Millivolt / IPI	Millivolt / IPI	Millivolt / IPI
Input Max.	19,000 BTU	18,000 BTU	19,000 BTU	18,000 BTU
Input Min.	13,500 BTU	14,000 BTU	13,500 BTU	14,000 BTU
FE (P.4.1-15)	53.49% / 56.14%	58.67% / 61.17%	63.25% / 66.45%	66.38% / 69.25%
Viewing Area Venting**	28 5/8" W x 25 3/8" H 4"/7" Flex or 4 x 6 5/8 Hard Pipe* or Power Vent			

* Approved with Kingsman Flex Vent, Mg Duravent-Direct Vent Pro Direct Vent System, Amerivent Direct Vent Pipe System, Selkirk Direct-Temp Venting. This appliance is also approved with Kingsman (Pvh58) Horizontal Power Vent Termination.

** Vented Chase Option (see installation manual).

STANDARD FEATURES

- Millivolt or IPI valve system allows operation during a power failure with Hi/Low heat and flame adjustment
- Safety Screen Barrier

OPTIONAL FEATURES

Fan Kit

Heat activated with variable speed control

Picture Frame Surrounds

ZCV34 Surrounds – Black

- Hearth Mount 4" Wide (Covers 36 5/16" W x 33 3/8" H)
- Picture Frame 2 13/16" Wide (Covers 33 7/8" W x 30 3/4" H)
- Picture Frame 1 11/16" Wide (Covers 31 1/16" W x 28 3/4" H)

ZCV39 Surrounds – Black

- Hearth Mount 4" Wide (Covers 40 5/8" W x 35" H)
- Picture Frame 4" Wide (Covers 40 5/8" W x 37" H)
- Picture Frame 1 5/8" Wide (Covers 36 1/8" W x 32 1/2" H)

ZCV42 Surrounds – Black

- Hearth Mount 4" Wide (Covers 44 5/8" W x 38 1/8" H)
- Picture Frame 4" Wide (Covers 44 5/8" W x 40 1/8" H)
- Picture Frame 1 5/8" Wide (Covers 40 1/8" W x 35 5/8" H)

Glass Tray

Ember Glass – Bronze – (ZCV39/42 only)

Accent Lighting

For use with the Glass Tray – (ZCV39/42 only)

Log Set

LOGC3 or LOGF3 Log Set (ZCV39/42 only)

LOGC44 Log Set (ZCV34 only)

Porcelain Reflective Liner

Brick Refractory Liners

Traditional, Herringbone, Red Herringbone (ZCV39/42 only), and Stacked (ZCV39/42 only)

Thermostat

Wall Mount Thermostat or Programmable Thermostat

Remote Control

Thermostat on/off, Thermostat on/off modulating, Thermostat on/off modulating and fan control



ZCV39NH Zero Clearance Direct Vent Gas Fireplace Natural Gas, ZCV39GT Glass Tray, RBCB1 Cannonballs, ZCV39PL Porcelain Reflective Liner, ZCV39S2PFBL Surround – Picture Frame 1 5/8" Wide.



ZCV39NH Zero Clearance Direct Vent Gas Fireplace Natural Gas, LOGF3 Log Set, ZCV39RLS Refractory Brick Liner – Stacked.



THE ULTIMATE IN DESIGN, ENGINEERING & QUALITY

DESIGNER CLEAN VIEW™ FIREPLACES

ZCV39N ZCV39NE Natural Millivolt / IPI 25,000 BTU 16,750 BTU 52.35% / 54.24%	ZCV39LP ZCV39LPE Propane Millivolt / IPI 25,000 BTU 20,000 BTU 52.35% / 54.24%	ZCV39NH ZCV39NHE Natural Millivolt / IPI 28,000 BTU 19,000 BTU 63.81% / 66.17%	ZCV39LPH ZCV39LPHE Propane Millivolt / IPI 29,000 BTU 23,000 BTU 66.82% / 68.65%
33" W x 28 5/8" H 4"/7" Flex or 4 x 6 5/8 Hard Pipe* or Power Vent			

ZCV42N ZCV42NE Natural Millivolt / IPI 25,000 BTU 16,500 BTU 52.86% / 54.95%	ZCV42LP ZCV42LPE Propane Millivolt / IPI 25,000 BTU 19,500 BTU 52.86% / 54.95%	ZCV42NH ZCV42NHE Natural Millivolt / IPI 29,500 BTU 20,000 BTU 64.53% / 66.48%	ZCV42LPH ZCV42LPHE Propane Millivolt / IPI 29,000 BTU 23,000 BTU 66.65% / 68.77%
37 1/8" W x 31 3/4" H 4"/7" Flex or 4 x 6 5/8 Hard Pipe* or Power Vent			

OPTIONS



ZCV39NH Zero Clearance Direct Vent Gas Fireplace Natural Gas, LOGF3 Split Oak Log Set, ZCV39RLH Refractory Brick Liner – Herringbone.



ZCV39NH Zero Clearance Direct Vent Gas Fireplace Natural Gas, ZCV39GT Glass Tray, Z5GC Glass Media – 1/2" Bronze – 5 lbs (x3), ULK2 Universal Light Kit, ZCV39PL Porcelain Reflective Liner.

STYLING



LOGC3 / LOGF3 Log Set – Split Oak



LOGC44 Log Set Burnt Oak




Multi-Coloured Cannonballs




Decorative Ember Glass – Bronze




Traditional Brick Liner RLT



Herringbone Brick Liner RLH



Red Herringbone Brick Liner RRH



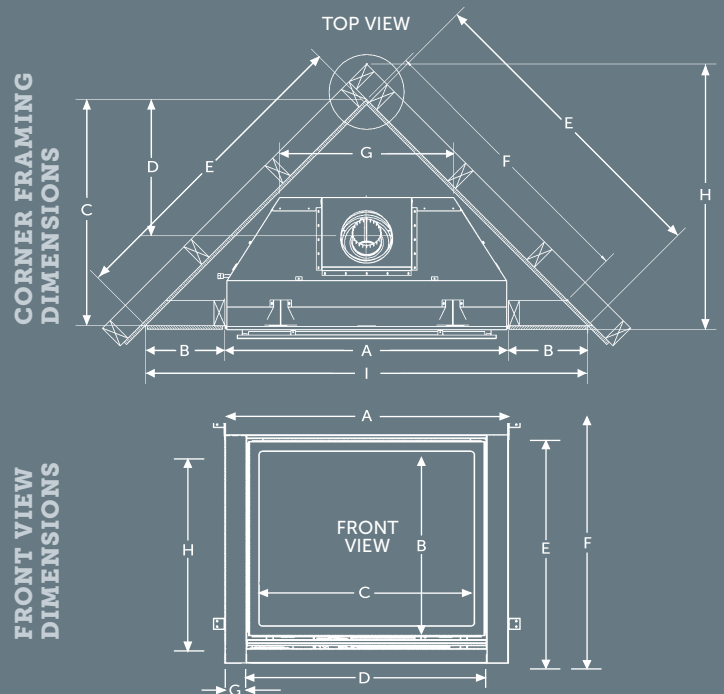
Stacked Brick Liner RLS

CORNER

	ZCV34	ZCV39	ZCV42
A	33 1/4"	39 1/2"	42 1/2"
B	10 3/4"	11"	11 3/4"
C	27 3/8"	31 1/2"	33"
D	14 7/8"	19"	20 1/2"
E	38 1 1/16"	43 1/2"	45 5/8"
F	30 1/8"	39 1/2"	41 5/8"
G	19 3/4"	24 1/4"	27 7/8"
H	32 7/8"	37"	38 3/8"
I	54 3/4"	61 1/2"	64 1/2"

FRONT VIEW

	ZCV34	ZCV39	ZCV42
A	33"	39 3/8"	42 3/8"
B	20 3/4"	24 1/8"	27 1/4"
C	25 1/4"	29 5/8"	33 5/8"
D	28 5/8"	33"	37 1/8"
E	27 1/8"	34 1/2"	37 5/8"
F	30 1/8"	37 3/4"	40 7/8"
G	1 3/4"	3"	2 1/2"
H	25 5/16"	29 3/8"	32 1/2"
I	-	-	-



UNIT AND FRAMING SPECIFICATIONS (IN.)

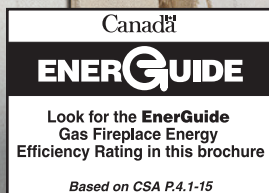
Top Flue Models	Height Actual	Height Framing	Width Actual	Width Framing	Depth Actual	Depth Framing
ZCV34	36"	36 1/8"	33"	33 1/4"	18 1/16"	18 1/8"
ZCV39	37 3/4"	37 7/8"	39 3/8"	39 1/2"	18 3/8"	18 1/2"
ZCV42	40 7/8"	41"	42 3/8"	42 1/2"	18 3/8"	18 1/2"



2340 Logan Avenue
Winnipeg, Manitoba, Canada R2R 2V3
Phone: (204) 632-1962 Fax: (204) 632-1960
www.kingsmanfireplaces.com

ZCV34/39/42

ZERO CLEARANCE DIRECT VENT GAS FIREPLACE



ZCV34NH Zero Clearance Direct Vent Gas Fireplace Natural Gas, LOGC44 Burnt Oak Log Set, ZCV34PL Porcelain Reflective Liner.



*Components may have to be ordered separately to create a complete unit. Discuss with your local Kingsman dealer for clarification. Kingsman Fireplaces maintains a program of continuous testing, refinement and improvements of all its products. Some aspect of units shown here may be changed at any time without notice or obligation. Certified to ANSI Z21.88-2017, vented gas fireplace heater.



CRAFTED ENTIRELY IN CANADA, EACH KINGSMAN FIREPLACE IS BUILT TO THE HIGHEST STANDARDS AND MADE TO LAST.

Printed in Canada
03/2022 – B080

⚠️ FOR CALIFORNIA RESIDENTS ONLY: WARNING! This product can expose you to chemicals including Carbon Monoxide, that is an externally vented by-product of fuel consumption, which is [are] known to the State of California to cause birth defects or other reproductive harm. For more information, visit www.P65Warnings.ca.gov.