



## HBZDV4736

ZERO CLEARANCE **DIRECT VENT** GAS FIREPLACE



THE ULTIMATE IN DESIGN, ENGINEERING & QUALITY

Model HBZDV4736N Zero Clearance Direct Vent Natural Gas Fireplace, LOGF36 Log Set with VLBIT4 Log Bits, HB47CVCK Designer Clean View Circulating Kit, and Optional HB47RLH Herringbone Brick Liner.



2340 Logan Avenue  
Winnipeg, Manitoba, Canada R2R 2V3  
Phone: (204) 632-1962 Fax: (204) 632-1960  
[www.kingsmanfireplaces.com](http://www.kingsmanfireplaces.com)

<b>Model</b>	HBZDV4736N/NE	HBZDV4736LP/LPE
<b>Flue</b>	Top	Top
<b>Fuel</b>	Natural	Propane
<b>Input Max.</b>	40,000 BTU	36,000 BTU
<b>Input Min.</b>	27,000 BTU	30,000 BTU
<b>FE (P.4.1-15)</b>	60.39% / 61.88%	53.79% / 54.9%

The ultimate in Zero Clearance Direct Vent  
Fireplaces for new home construction  
or renovation, and your best choice for  
installation anywhere throughout your home.

## STANDARD FEATURES

- Millivolt or IPI valve system allows operation during a power failure with Hi/low heat and flame adjustment
- Dual burner with Realistic Flame Pattern
- A flame sensor that constantly monitors the pilot flame
- Safety Screen Barrier



Safety Screen Barrier

## OPTIONAL FEATURES

### Designer Clean View Circulating Kit

No Louvers Required

### Grills

Available in Black

### Fan Kit

Heat activated with variable speed control

### Brick Refractory Liner

Traditional, Herringbone

### Thermostat


Wall Mount Millivolt Thermostat or Programmable Thermostat

### Remote Control


On/Off, Thermostat On/Off, Thermostat On/Off modulating, Thermostat On/Off modulating and fan control




## STYLING



Traditional  
Brick Liner RLT



Herringbone  
Brick Liner RLH



LogF36

## CORNER FRAMING DIMENSIONS

### LOUVERED

HBZDV47

A	65 1/4"
B	47 3/8"
C	47 1/16"
D	8 15/16"
E	46 1/8"
F	13 15/16"
G	19 11/16"
H	32 5/8"

### CLEAN VIEW CIRCULATING KIT (CVCK)

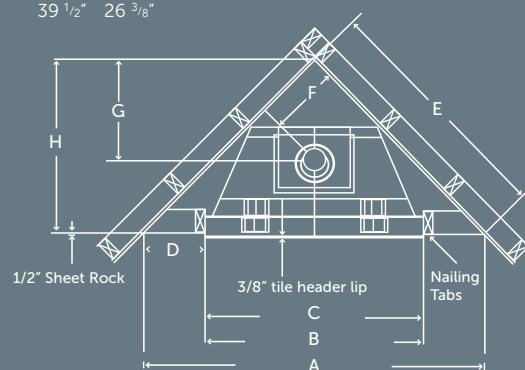
HBZDV47

	70 3/16"
	48 3/8"
	48 1/16"
	10 7/8"
	49 5/8"
	13 15/16"
	19 11/16"
	35 1/16"

### VIEWING AREA Width Height

HBZDV47	39 1/2"	26 3/8"
---------	---------	---------

CORNER FRAMING  
DIMENSIONS



## UNIT AND FRAMING SPECIFICATIONS (IN.)

Top Flue Models	Height Actual	Height Framing	Width Actual	Width Framing	Depth Actual	Depth Framing
-----------------	---------------	----------------	--------------	---------------	--------------	---------------

### LOUVERS

HBZDV47	43 1/16"	43 1/16"	47 1/16"	47 3/8"	19 7/16"	19 1/2"
---------	----------	----------	----------	---------	----------	---------

### CLEAN VIEW CIRCULATING KIT (CVCK)

HBZDV47	49"	49 1/8"	48 1/16"	48 3/8"	21 15/16"	22"
---------	-----	---------	----------	---------	-----------	-----




\*Components may have to be ordered separately to create a complete unit.  
Discuss with your local Kingsman dealer for clarification.

Kingsman Fireplaces maintains a program of continuous testing, refinement and improvements of all its products. Some aspect of units shown here may be changed at any time without notice or obligation. Certification: ANSI Z21.88-2017 • CSA 2.33-2017, CSA 2.17-2017 Vented Gas Fireplace Heater.



CRAFTED ENTIRELY IN CANADA, EACH KINGSMAN FIREPLACE  
IS BUILT TO THE HIGHEST STANDARDS AND MADE TO LAST.

Printed in Canada  
06/2022 – B099



**FOR CALIFORNIA RESIDENTS ONLY:**  
**WARNING!** This product can expose you to chemicals including Carbon Monoxide, that is an externally vented by-product of fuel consumption, which is [are] known to the State of California to cause birth defects or other reproductive harm. For more information, visit [www.P65Warnings.ca.gov](http://www.P65Warnings.ca.gov).