



## IDV34/IDV44

DIRECT VENT GAS FIREPLACE INSERT



THE ULTIMATE IN DESIGN, ENGINEERING & QUALITY

Model IDV44N Direct Vent Fireplace Insert (Natural Gas), I44CV1BL Clean View Kit (Black), I44S4432BL Surround (Black), LOGF36 Log Set (Fibre Split Oak), IDV36RLT Refractory Brick Liner.



# IDV34/IDV44

DIRECT VENT GAS FIREPLACE INSERT

Convert your wood burning fireplace to gas, for a new standard of warmth, beauty, safety and convenience.



Model IDV34N Direct Vent Insert (Natural Gas), I34CV1BL Clean View Kit (Black), I34S3927BL Surround (Black), RSP10 Glass Support Platform with Bronze Ember Glass, IDV33PRL Porcelain Reflective Liner.



Model IDV34LP Direct Vent Fireplace Insert (Propane), I34CV1BL Clean View with I34SPF4131BL Picture Frame Surround (Black), LOGF35 Split Fibre Oak Log Set, IDV33RL Brick Liner.

## STANDARD FEATURES

- Dual Burner with glowing embers
- Millivolt or IPI valve system allows operation during power failure with Hi-Low heat and flame adjustment
- Decorative Ash Bed
- Ceramic Glass
- On/Off Rocker switch
- Heat activated blower with variable speed control
- Bedroom and bed sitting room approval
- Mobile home, bedroom and bed sitting room approval

## OPTIONAL FEATURES

### Clean View Kit

Black (with Safety Screen Barrier)

### Surrounds for Clean View

Black

### Surround Picture Frame for Clean View

Black

### Porcelain Reflective Liner

### Brick Liner

Traditional and Herringbone (IDV44 only)

### Log Set

Fibre Split Oak

### Glass Tray


RSP10 (with Bronze Ember Glass)

### Wall Mount Thermostat

Standard On/Off or Programmable

### Remote Control

On/Off, Thermostat On/Off, Thermostat On/Off modulating



Traditional Brick Liner RLT



Herringbone Brick Liner RLH



Ember Glass Bronze



LOGF35/LOGF36 Fibre Split Oak



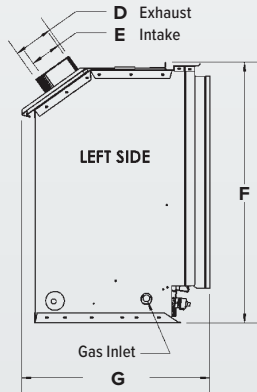
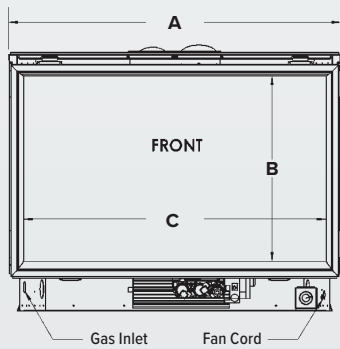
THE ULTIMATE IN DESIGN, ENGINEERING & QUALITY

Model	IDV34N / IDV34NE	IDV34LP / IDV34LPE	IDV44N / IDV44NE	IDV44LP / IDV44LPE
Fuel	NATURAL	PROPANE	NATURAL	PROPANE
Input Max.	31,000 BTU	28,500 BTU	34,250 BTU	30,000 BTU
Input Min.	20,900 BTU	23,100 BTU	24,000 BTU	22,840 BTU
FE (P.4.1-15)	62.86% / 64.73%	63.63% / 65.63%	60.18% / 61.70%	60.18% / 61.85%
Flue Sizes	3/3"	3/3"	4/3"	4/3"

Model IDV34LP  
Direct Vent Fireplace  
Insert (Propane),  
LOGF35 Split Fibre  
Oak Log Set,  
I34CV6BL Clean  
View with Backer  
Surround (Black),  
IDV33RL Brick Liner.



## IDV34/IDV44 DIMENSIONS



### IDV34 IDV44

<b>A</b>	28 5/8"	32 7/8"
<b>B</b>	14 1/8"	18 3/8"
<b>C</b>	25 5/8"	29 7/8"
<b>D</b>	3"	4"
<b>E</b>	3"	3"
<b>F</b>	21 3/8"	25 3/4"
<b>G</b>	18 1/4"	18 9/16"

## IDV34

### CLEAN VIEW KIT AND SURROUNDS

Minimum Fireplace Opening (in.)	Width	Height	Depth
<b>I34CV1</b>	28 5/8"	21 1/2"	17 3/4"
<b>I34CV6BL</b>	26 1/4"	21 3/8"	15 3/4"

Clean View Kits	Width	Height	Depth
<b>I34CV1BL</b> (Clean View)	35 1/4"	24 3/16"	13 1/16"
<b>I34CV6BL</b> (Clean View)	37 5/8"	26 15/16"	2 3/4"

Surround Kits	Width	Height
<b>I34S3927BL</b> (Surround)	39"	27 5/16"
<b>I34SPF4131BL</b> (Surround Picture Frame)	41 1/8"	31 3/8"
<b>I34SU4541BL</b> (Surround Universal)*	45"	41"

\*Trim to Size

### VENTING

<b>IDVVT36</b>	<b>Vertical Vent Termination</b>
<b>IDVFK25</b>	<b>Flex Pipe Kit</b>
<b>IDVLCP</b>	Block Off Plate – for Lower Chase
<b>ZDV3FC</b>	Flex Connector 3" Diameter

\*MG Duravent (Order Kit #46DVA-CL33)

## IDV44

### CLEAN VIEW KIT AND SURROUNDS

Minimum Fireplace Opening (in.)	Width	Height	Depth
<b>I44CV1</b>	32 7/8"	25 3/4"	18"

Clean View Kits	Width	Height	Depth
<b>I44CV1BL</b> (Clean View)	39 9/16"	28 1/2"	13 1/16"

Surround Kits	Width	Height
<b>I44S4432BL</b> (Surround)	44"	32 1/16"
<b>I44SPF4436BL</b> (Surround Picture Frame)	44"	36"
<b>I44SU4742BL</b> (Surround Universal)*	47"	42"

\*Trim to Size

### VENTING

<b>IDVVT43</b>	<b>Vertical Vent Termination</b>
<b>I43FK25</b>	<b>Flex Pipe Kit</b>
<b>I43LCP</b>	Block Off Plate – for Lower Chase
<b>ZDV3FC</b>	Flex Connector 3" Diameter
<b>ZDV4FC</b>	Flex Connector 4" Diameter

\*MG Duravent (Order Kit #46DVA-CL34)



2340 Logan Avenue  
Winnipeg, Manitoba, Canada R2R 2V3  
Phone: (204) 632-1962 Fax: (204) 632-1960  
[www.kingsmanfireplaces.com](http://www.kingsmanfireplaces.com)

## IDV34/IDV44

DIRECT VENT GAS FIREPLACE INSERT



Canada  
**ENERGUIDE**  
Look for the **EnerGuide**  
Gas Fireplace Energy  
Efficiency Rating in this brochure  
*Based on CSA P.4.1-15*

Model IDV34LP Direct Vent Fireplace Insert (Propane), LOGF35 Split Fibre Oak Log Set, I34CV1BL Clean View (Black), IDV33RL Refractory Brick Liner.



\*Components may have to be ordered separately to create a complete unit. Discuss with your local Kingsman dealer for clarification. Kingsman Fireplaces maintains a program of continuous testing, refinement and improvements of all its products. Some aspect of units shown here may be changed at any time without notice or obligation. Certification: The models IDV34 and IDV44 are certified for Canada/USA as a Vented Gas Fireplace Heater. ANSI Z21.88-2017 • CSA 2.33-2017



CRAFTED ENTIRELY IN CANADA, EACH KINGSMAN FIREPLACE IS BUILT TO THE HIGHEST STANDARDS AND MADE TO LAST.

Printed in Canada  
03/2021 – B103

**⚠️ FOR CALIFORNIA RESIDENTS ONLY: WARNING!**  
This product can expose you to chemicals including Carbon Monoxide, that is an externally vented by-product of fuel consumption, which is [are] known to the State of California to cause birth defects or other reproductive harm. For more information, visit [www.P65Warnings.ca.gov](http://www.P65Warnings.ca.gov).