



ZCVRB47/60/72

DIRECT VENT LINEAR GAS FIREPLACE



THE ULTIMATE IN DESIGN, ENGINEERING & QUALITY

ZCVRB60NE Zero Clearance Direct Vent Fireplace (Natural Gas), RBCB1 Cannonballs.



Warm up your favourite room with the beauty of a Linear Fireplace.

ZCVRB47/60/72

STANDARD FEATURES

- Hi/Low Millivolt or IPI valve system will operate during power failures
- Decorative Bronze Glass
- Mobile Home, Bedroom and Bed Sitting Room approved
- Safety Screen Barrier

OPTIONAL FEATURES

Surround

Stainless Steel or Black

Fan Kit

Heat activated with variable speed control

Universal Light Kit

Accent Lighting – Halogen Lamps

Wall Mount Thermostat

Standard On/Off or Programmable 5 day (weekday) and 2 day (weekend)

Liner

Porcelain Reflective

Media Options

Multi-Colored Cannonballs



IPI OR MV

Remote Control

On/Off, Thermostat On/Off, Thermostat On/Off modulating, Thermostat On/Off modulating and fan control

Wall Mount Battery Holder (WMBH):

The battery holder provides power to the IPI system in case of power failures. Locating the battery holder outside of the fireplace (wall mount), provides a convenient and accessible location for battery installation and removal.

Enclosure Grill Opening*

Model	Front Width	Front Height	Side Width	Side Height
ZCVRB47	46 3/4"	2 5/8"	15 1/4"	6 5/8"
ZCVRB60	60 5/8"	3 5/8"	15 1/4"	6 5/8"
ZCVRB72	78 5/8"	3 5/8"	15 1/4"	9"

*When appliance is installed using vented chase technology.



THE ULTIMATE IN DESIGN, ENGINEERING & QUALITY

**The ultimate in Zero Clearance Direct Vent Fireplaces
for new home construction or renovation, and your best
choice for installation anywhere throughout your home.**



ZCVRB72NE Zero Clearance Direct Vent Fireplace (Natural Gas), ZCVRB72PL Porcelain Reflective Liner.
(Shown as a Vented Chase – VL72EGS Front Enclosure Grill)



ZCVRB47

DIRECT VENT LINEAR GAS FIREPLACE



THE ULTIMATE IN DESIGN, ENGINEERING & QUALITY

ZCVRB47
PRODUCT SPECS

ADDITIONAL ZCVRB47
FIREPLACE STYLES

Model	ZCVRB47N ZCVRB47NE	ZCVRB47LP ZCVRB47LPE
Fuel	Natural	Propane
Gas Control	Millivolt / IPI	Millivolt / IPI
Input Max.	24,500 BTU	24,500 BTU
Input Min.	16,500 BTU	20,500 BTU
FE (P.4.1-15)	55.26% / 57.31%	55.01% / 57.10%
Viewing Area	41 5/8"W x 15 7/8"H	41 5/8"W x 15 7/8"H
Venting	4"/7" Flex or 4" x 6 5/8" Hard Pipe	4"/7" Flex or 4" x 6 5/8" Hard Pipe

FIREPLACE DIMENSIONS

ZCVRB47

Width	Height	Depth
46 5/8"	38 5/8"	17 3/4"

FRAMING DIMENSIONS

ZCVRB47

Width	Height	Depth
47"	38 3/4"	18 1/4"*

*dependent of finishing material used.



ZCVRB47NE Zero Clearance Direct Vent Fireplace (Natural Gas), ZCVRB47PL Porcelain Liners.



ZCVRB47NE Zero Clearance Direct Vent Fireplace (Natural Gas), ZCVRB47PL Porcelain Reflective Liner. (Shown as a Vented Chase – V46EG Front Enclosure Grill)



ZCVRB47NE Zero Clearance Direct Vent Fireplace (Natural Gas), RBCB1 Cannonballs x14, ZCVRB47PL Porcelain Liners.



ZCVRB60

DIRECT VENT LINEAR GAS FIREPLACE



THE ULTIMATE IN DESIGN, ENGINEERING & QUALITY

ZCVRB60
PRODUCT SPECS

ADDITIONAL ZCVRB60
FIREPLACE STYLES

Model	ZCVRB60N ZCVRB60NE	ZCVRB60LP ZCVRB60LPE
Fuel	Natural	Propane
Gas Control	Millivolt / IPI	Millivolt / IPI
Input Max.	35,000 BTU	35,000 BTU
Input Min.	23,000 BTU	28,000 BTU
FE (P.4.1-15)	55.27% / 56.66%	55.27% / 56.66%
Viewing Area	61 1/8"W x 19 1/16"H	61 1/8"W x 19 1/16"H
Venting	5" / 8"	5" / 8"

FIREPLACE DIMENSIONS

ZCVRB60

Width	Height	Depth
66 3/16"	39 9/16"	19 1/4"

FRAMING DIMENSIONS

ZCVRB60

Width	Height	Depth
67"	39 3/4"	19 1/4"*

*dependent of finishing material used.

ZCVRB60N Zero Clearance Direct Vent Fireplace (Natural Gas), ZCVRB60S1BL Surround (Black), ZCVRB60PL Porcelain Liners.



ZCVRB60NE Zero Clearance Direct Vent Fireplace (Natural Gas), ZCVRB60S1SS Surround (Stainless Steel), RBCB1 Cannonballs x14, ZCVRB60PL Porcelain Liners. (Shown with V60EG Enclosure Grill Installation)





ZCVRB72

DIRECT VENT LINEAR GAS FIREPLACE



ZCVRB72NE Zero Clearance Direct Vent Fireplace (Natural Gas),
RBCB1 Cannonballs x14, ZCVRB72PL Porcelain Liners.



THE ULTIMATE IN DESIGN, ENGINEERING & QUALITY

ZCVRB72
PRODUCT SPECS

ADDITIONAL ZCVRB72
FIREPLACE STYLES

Model	ZCVRB72N ZCVRB72NE	ZCVRB72LP ZCVRB72LPE
Fuel	Natural	Propane
Gas Control	Millivolt / IPI	Millivolt / IPI
Input Max.	50,000 BTU	50,000 BTU
Input Min.	34,000 BTU	39,000 BTU
FE (P.4.1-15)	53.14% / 53.64%	53.14% / 53.64%
Viewing Area	73 7/8"W x 20"H	73 7/8"W x 20"H
Venting	5" / 8"	5" / 8"

FIREPLACE DIMENSIONS

FRAMING DIMENSIONS

ZCVRB72

ZCVRB72

Width	Height	Depth
78 3/4"	40 5/16"	19 3/8"

Width	Height	Depth
79 1/8"	42"	19"*

*dependent of finishing material used.



ACCESSORY OPTIONS

MEDIA OPTIONS



Decorative Ember Glass – Bronze




Multi-Coloured Cannonballs

LINERS




Porcelain Reflective Liner

SURROUNDS

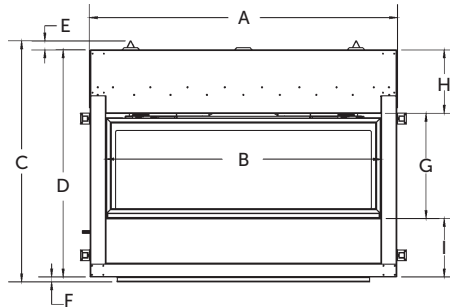


Black

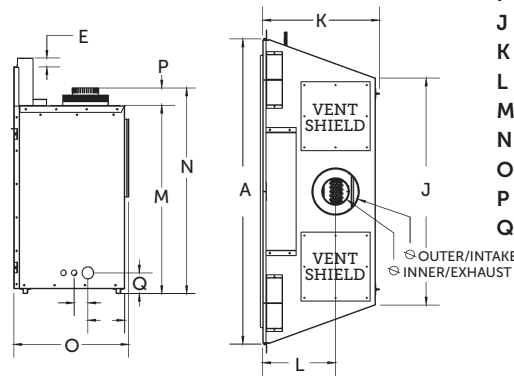


Stainless

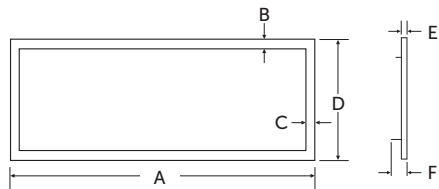
PRODUCT SPECIFICATIONS



ZCVRB47	ZCVRB60	ZCVRB72
A 46 5/8"	A 66 3/16"	A 78 3/4"
B 41 5/8"	B 61 1/8"	B 73 7/8"
C 38 5/8"	C 39 9/16"	C 42"
D 35 11/16"	D 38 5/16"	D 40"
E 2 1/4"	E 1/2"	E 1 1/2"
F 3/4"	F 3/4"	F 3/4"
G 15 7/8"	G 19 15/16"	G 20"
H 11"	H 9 9/16"	H 11 15/16"
I 8 13/16"	I 8 13/16"	I 7 1/4"
J 34 5/8"	J 53 3/8"	J 71 3/4"
K 17 3/4"	K 19 3/8"	K 19 3/8"
L 11 1/16"	L 11 9/16"	L 12 1/4"
M 29 1/16"	M 33 1/16"	M 34 1/8"
N 31 11/16"	N 35 3/4"	N 40 5/16"
O 17 3/4"	O 18 3/4"	O 19 3/8"
P 2 11/16"	P 2 11/16"	P 4 3/4"
Q 3 3/16"	Q 3 3/16"	Q 3 3/16"

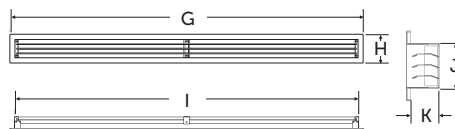


OPTIONAL SURROUND



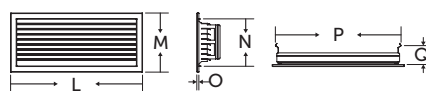
ZCVRB47	ZCVRB60	ZCVRB72
A 44 5/8"	A 64"	A 76 3/4"
B 1 1/5"	B 1 1/2"	B 1 1/2"
C 1 1/2"	C 1 1/2"	C 1 1/2"
D 17 3/4"	D 23"	D 23"
E 1"	E 3/4"	E 3/4"
F 1 3/4"	F 1 3/4"	F 1 3/4"

OPTIONAL FRONT ENCLOSURE GRILL V46EG/VL60EG/VL72EG



G 47 13/16"	G 61 3/4"	G 79 3/4"
H 3 13/16"	H 4 7/8"	H 4 7/8"
I 46 9/16"	I 60 1/2"	I 78 1/2"
J 2 1/2"	J 3 1/2"	J 3 1/2"
K 1 9/16"	K 1 9/16"	K 1 9/16"
L 16 3/16"	L 16 3/16"	L 16 3/16"
M 7 7/8"	M 7 7/8"	M 10 3/8"
N 6 7/16"	N 6 7/16"	N 8 15/16"
O 1/4"	O 1/4"	O 1/4"
P 15 7/16"	P 15 7/16"	P 15 7/16"
Q 2 9/16"	Q 2 9/16"	Q 2 9/16"

OPTIONAL SIDE GRILL – VL60EGS/VL72EGS



COOL TOUCH WALL TECHNOLOGY OPTIONS

The chase of the appliance may be vented to achieve Cool Touch Walls or reduced Mantel Clearances.

Benefits to Cool Touch Wall Technology:

- Wall above fireplace will be cooler, useful when installing TV's or Artwork above fireplace.
- In some instances combustible materials can be used to cover the face of the fireplace (please consult installation manual).
- Mantel height is lower than Non-Vented Chase.
- Chase must be vented at the top with a specified grill or opening size.
- If the chase bumps out into the room, side grills can be installed on each side of the chase.

SPECIFICATIONS

WITH OPENINGS

(MIN. NO GRILLS)

	ZCVRB47	ZCVRB60	ZCVRB72
Min. Enclosure Height	70"	76"	79"
Min. Opening Below Ceiling	1-1/4"	1-7/8"	2-3/8"

WITH GRILLS

(MIN. AIR FREE OPENINGS)

	ZCVRB47	ZCVRB60	ZCVRB72
Min. Enclosure Height	70"	76"	79"
Grill Opening (Max. Distance from top of Ceiling)	2"	3/4"	3/4"

ZCVRB47

ZCVRB60

ZCVRB72

105 sq/in.

200 sq/in.

285 sq/in.

70"

76"

79"

1-1/4"

1-7/8"

2-3/8"

105 sq/in.

220 sq/in.

285 sq/in.

70"

76"

79"

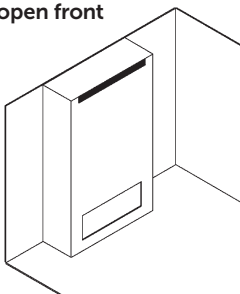
2"

3/4"

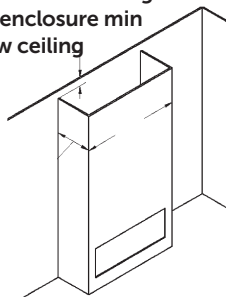
3/4"

Minimum enclosure height for a vented chase is measured from bottom of fireplace, ventilation of minimum free air opening is required. Choose between our Enclosure Grills (Front or Sides) or Custom Grill (if custom grills are used the louvers cannot slope) or adequate ventilation opening as stated in the manual. Grill or opening must meet minimum (as specified in the installation manual) of chase top/ceiling.

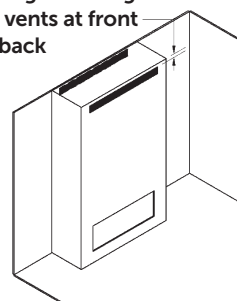
Framing to ceiling with open front



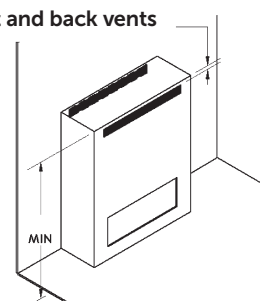
Open chase framing with enclosure min below ceiling



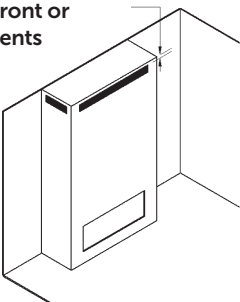
Framing to ceiling with vents at front and back



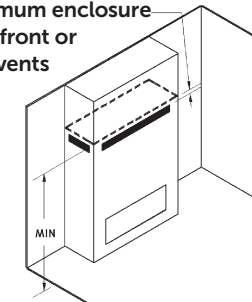
Minimum enclosure with front and back vents



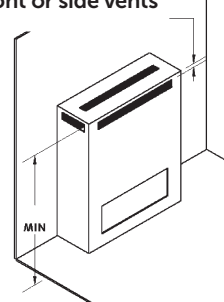
Framing to ceiling with front or side vents



Framing to ceiling, minimum enclosure with front or side vents



Minimum enclosure with front or side vents



NOTE: To vent the fireplace chase, removal of vent shields from the fireplace is required.



Find all detailed ZCVRB47/60/72 manuals.

2340 Logan Avenue
Winnipeg, Manitoba, Canada R2R 2V3
Phone: (204) 632-1962 Fax: (204) 632-1960
www.kingsmanfireplaces.com

ZCVRB47N Zero Clearance Direct Vent Gas Fireplace (Natural Gas), ZCVRB47S1SS Surround (Stainless Steel), ZCVRB47PL Porcelain Liners. (Shown with Vented Chase Installation – top of chase left open)



*Components may have to be ordered separately to create a complete unit. Discuss with your local Kingsman dealer for clarification. Kingsman Fireplaces maintains a program of continuous testing, refinement and improvements of all its products. Some aspect of units shown here may be changed at any time without notice or obligation.



CRAFTED ENTIRELY IN CANADA, EACH KINGSMAN FIREPLACE IS BUILT TO THE HIGHEST STANDARDS AND MADE TO LAST.



FOR CALIFORNIA RESIDENTS ONLY:

WARNING! This product can expose you to chemicals including Carbon Monoxide, that is an externally vented by-product of fuel consumption, which is [are] known to the State of California to cause birth defects or other reproductive harm. For more information, visit www.P65Warnings.ca.gov.

Canada

ENERGUIDE

Look for the **EnerGuide** Gas Fireplace Energy Efficiency Rating in this brochure

Based on CSA P.4.1-15