



FDV451

FREESTANDING DIRECT VENT GAS STOVE



THE ULTIMATE IN DESIGN, ENGINEERING & QUALITY

Model FDV451N Freestanding Direct Vent Gas Stove (Natural Gas), F450FBL Door Front (Charcoal with Flat Black Posts), F451SDSBL Side Doors with Flat Black Frame and Charcoal Solid Panel, LOGF451 Oak Log Set, F451RLT Traditional Brick Liner, F45FK Fan Kit.



FDV451

FREESTANDING DIRECT VENT GAS STOVE

A SAFE AND EFFICIENT HEATING APPLIANCE WITH THE CONVENIENCE OF GAS

Model	FDV451N / NE2	FDV451LP / LPE2
Gas Control	Millivolt / IPI	Millivolt / IPI
Fuel	Natural	Propane
Input High	34,500 BTU	31,000 BTU
Input Low	23,750 BTU	24,500 BTU
FE (P.4.1-15)	65.89% / 67.72%	72.14% / 74.06%

Model FDV451N Freestanding Direct Vent Gas Stove (Natural Gas), F450FBL Door Front (Charcoal with Black Posts), F451SDSBL Side Doors with Black Frame and Charcoal Solid Panel, Z5GC Bronze Glass (x3), F45LG Log Grate, F451PL Reflective Porcelain Liner, F45FK Fan Kit.



STANDARD FEATURES*

- Millivolt or IPI valve system allows operation during a power failure with Hi-Low heat and flame adjustment
- Proflame II Models include Remote Control – Features flame, fan, thermostat, smart thermostat (WiFi Compatibility*): FDV451NE2, FDV451LPE2 Models only
- Dual burner system, with Realistic Flame Pattern
- Heat radiating ceramic glass
- Mobile home approved (Direct Vent Model Only)
- Approved for installation in a bedroom or bed sitting room
- Charcoal with Black Accents
- Safety Screen Barrier

OPTIONAL FEATURES

Fan Kit

Heat activated with variable speed control

Log Set

Oak

Brick Refractory Liner

Traditional or Herringbone

Reflective Porcelain Liner

Media Types

Bronze Glass or Cannonballs

Thermostat

Wall Mount Millivolt Thermostat or Programmable Thermostat

Remote Control

On/Off, Thermostat On/Off, Thermostat On/Off modulating, Thermostat On/Off modulating and fan control

B-Vent Adapter

Convert Stove to 4" B-Vent



PF2



PF1 or MV

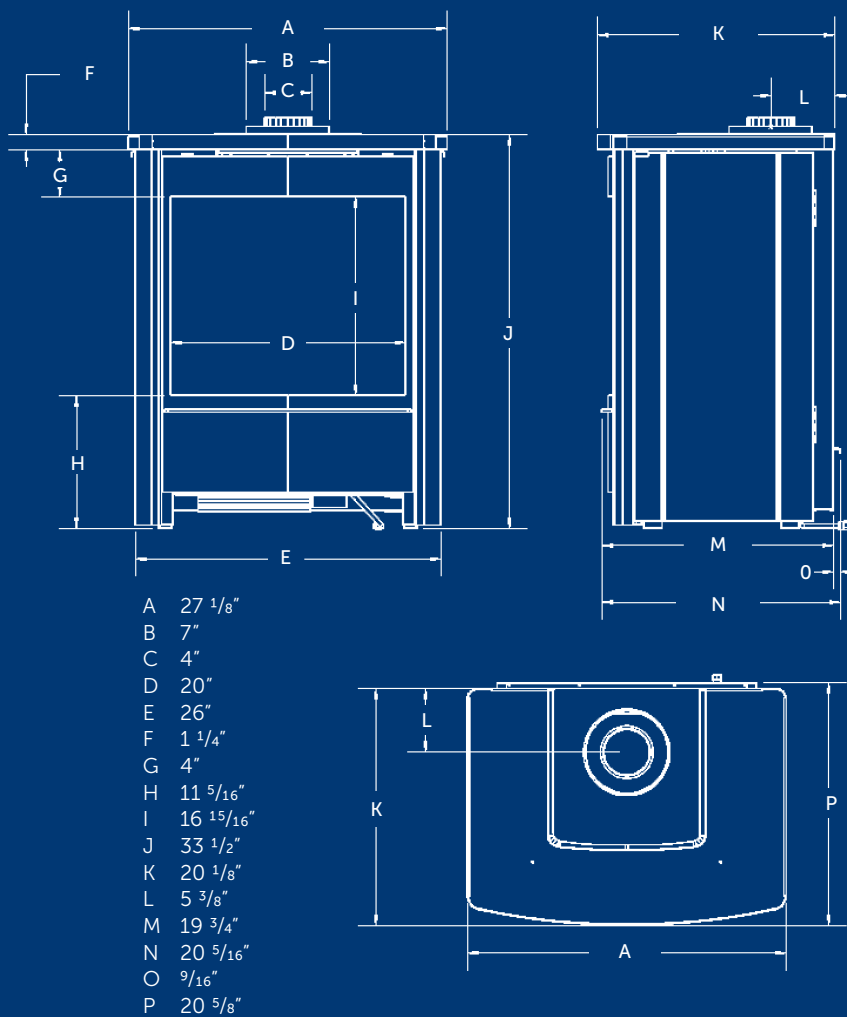
*Smartphone (local WiFi only)



THE ULTIMATE IN DESIGN, ENGINEERING & QUALITY

The FDV451 Direct Vent Model provides sealed combustion where it draws outside air for combustion. This model can be vented either horizontally or vertically.

SIZING AND DIMENSIONS



MINIMUM CLEARANCES TO COMBUSTIBLES:

36" from front of unit
 15 1/2" from side of unit
 2 1/2" from back of unit


ALCOVE INSTALLATION:

48" depth (max.)
 71 1/2" height (min.)
 58" width (min.)




Unit illustrated is a FDV451N Freestanding Direct Vent Gas Stove (Natural Gas), F450FBL Door Front (Charcoal with Black Posts), F451SDSBL Side Doors with Black Frame and Charcoal Solid Panel, Z5GC Bronze Glass (x3), RBCB1 Cannonballs, F45LG Log Grate, F45FK Fan Kit.


STYLING



Traditional Brick Liner RLT



Herringbone Brick Liner RLH



MQG5C Bronze Ember Glass



RBCB1 Multi-Colored Cannonballs



Find all detailed FDV451 manuals.

2340 Logan Avenue
Winnipeg, Manitoba, Canada R2R 2V3
Phone: (204) 632-1962 Fax: (204) 632-1960
www.kingsmanfireplaces.com

FDV451

FREESTANDING DIRECT VENT GAS STOVE



FOR CALIFORNIA RESIDENTS ONLY:

WARNING! This product can expose you to chemicals including Carbon Monoxide, that is an externally vented by-product of fuel consumption, which is [are] known to the State of California to cause birth defects or other reproductive harm. For more information, visit www.P65Warnings.ca.gov.



Model FDV451NE2 Freestanding Direct Vent Gas Stove (Natural Gas), F450FBL Door Front (Charcoal with Flat Black Posts), F451SDSBL Side Doors with Flat Black Frame and Charcoal Solid Panel, LOGF451 Oak Log Set, F451RLT Traditional Brick Liner.



*Components may have to be ordered separately to create a complete unit. Discuss with your local Kingsman dealer for clarification. Kingsman Industries maintains a program of continuous testing, refinement and improvements of all its products. Some aspects of units shown here may be changed at any time without notice or obligation. Certified for USA and Canada to: ANSI Z21.88-2017 / CSA 2.33-2017, CSA 2.17-2017 as a Vented Gas Fireplace Heater.



CRAFTED ENTIRELY IN CANADA, EACH KINGSMAN FIREPLACE IS BUILT TO THE HIGHEST STANDARDS AND MADE TO LAST.

Canada

ENERGUIDE

Look for the **EnerGuide** Gas Fireplace Energy Efficiency Rating in this brochure

Based on CSA P.4.1-15

Printed in Canada
11/2024 – B087